

Condition report

Client: Waddington's
275 King Street East
Toronto, ON, M5A1K2

Two Worcester Hexagonal Vases with Japan pattern

Condition:

Both vases have older restoration to the narrow neck. The restoration has yellowed on the inside and to a lesser degree on the outside (varnish degradation). Beneath the varnish is white paint applied by brush. The paint avoids covering the gilding decoration where not necessary (such fine gilding is next to impossible to match by restorers using ground bronze powder).

For this reason all areas of decoration where the gilding is touched up or painted over betray some kind of damage underneath the paint, either gluing or possible replacement of a missing part. At the same time, all areas where the original gilding is intact, can be considered not damaged even if there is overpainting on the inside.

In my opinion, there is more overpainting than actual damage. In other words the restorer painted over more than just the broken parts. But I cannot exclude that there are no losses that were replaced by filling.

At least in some areas of the heavy overpainting there is present the kind of dimpled surface which suggests tiny bubbles or grains in the original glaze. This would indicate that the part is only broken, not replaced.

See attached photo documentation for Vase 1 and Vase 2

Except for the very yellow inside, the restoration is quite acceptable, especially because the main focus of the top of the vase is the lid.

Atia Pokorny

Artefact Conservator and Restorer
Synthesis Group Inc.
6 Wellesley Avenue
Toronto, ON M4X1V3

Section 1

gluing continues from
section 6

heavily painted incl.
faux gilding


section 6

VASE 1

Section 2

chips to rim
maybe damage to right
corner

the gilding is original
except the heavy
outline of the right part,
so no damage in the
lower part of the section



VASE 1

section 4

Section 3

gluing continuing to
section 4

otherwise probably OK,
gilding original



VASE 1

Section 4

gluing: broken part covers most of the section

heavily overpainted incl. gilding

A close-up photograph of a vase's shoulder. The vase is covered in a white glaze. A section of the glaze is broken and has been repaired with a white substance. A gold-leaf pattern, consisting of a lattice of interlocking circles, is applied to the shoulder. The pattern is heavily overpainted with a red-orange color. Blue dots are placed along the edge of the gold-leaf pattern. The text "section 3" is written in blue next to the dots.

section 3

VASE 1

Section 5

possibly just painted over
gilding original except in
corners



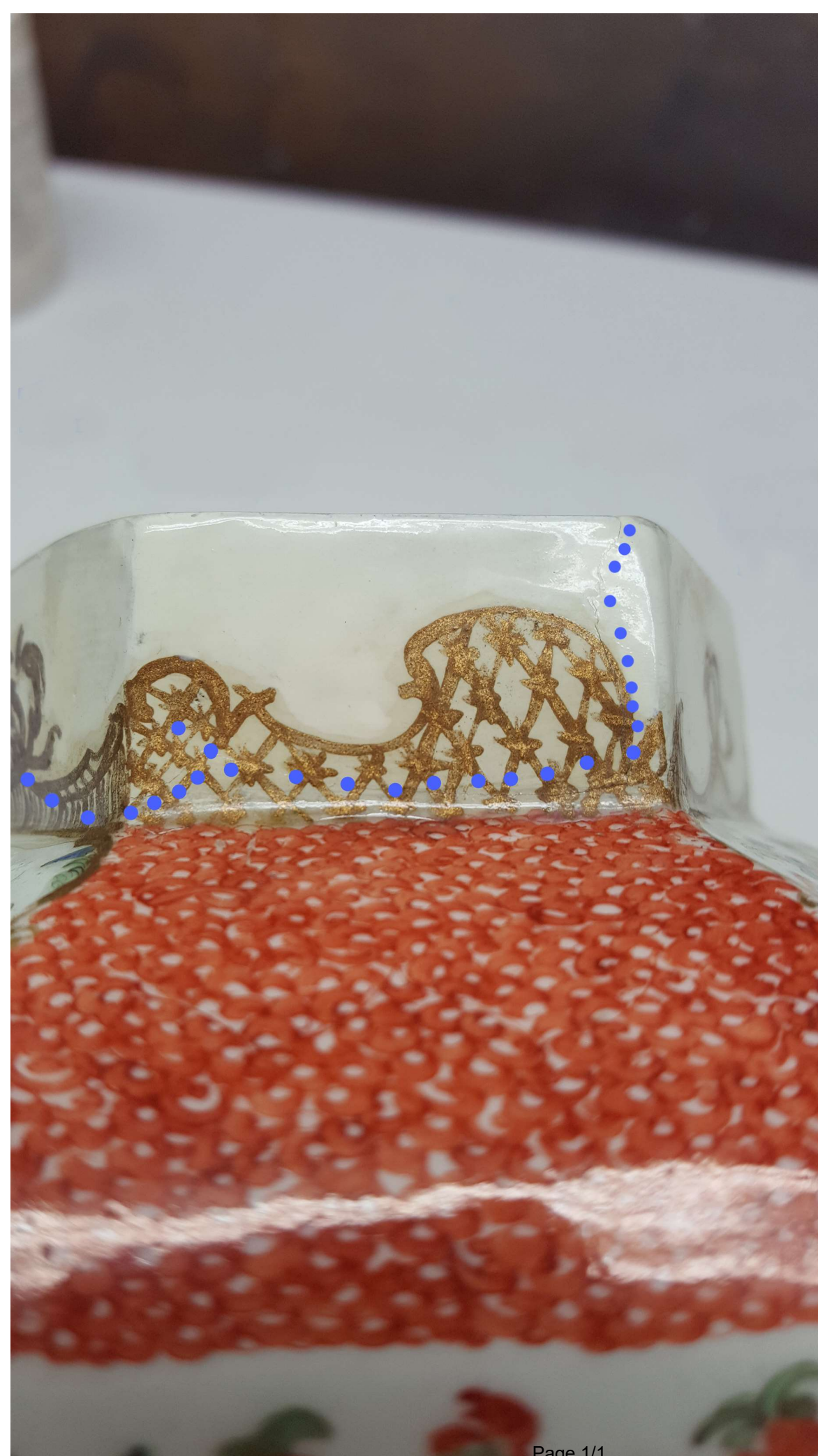
VASE 1

Section 6

gluing:
hard to determine the
start of the line

gilding completely
overpainted

the vertical line may be
a firing crack or a break



VASE 1

Section 1

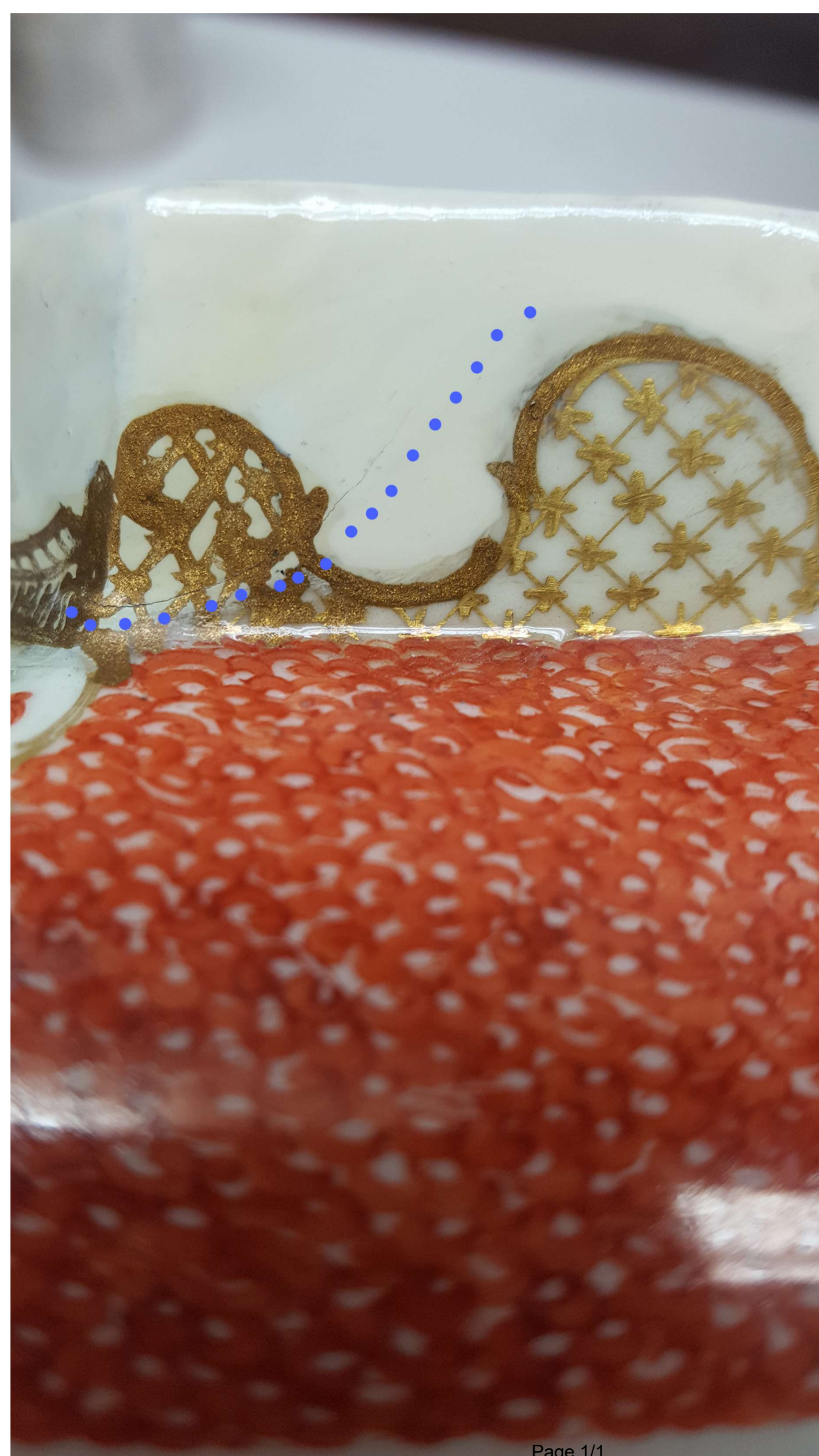
in good condition
on the outside,



VASE 2

Section 2

gluing along the
dotted line,
heavy overpainting,
esp. gilding



VASE 2

Section 3

gluing along the dotted line (continued from previous section 2)

part of the gilding is painted - possible filling replacement




VASE 2

Section 4

chip filling

some restoration in the top right corner as continued from section 3

gilding inside the cartouche designs original, the outline is overpainted.



VASE 2

Section 5

Some suspected damage
at left and right top corner

gilding original -
thin overpainting
barely covers the
original grainy glaze



VASE 2

Section 6

not much discernible
damage

gilding original



VASE 2